

### Features

- Metal construction.
- KOHLER ceramic disc valves exceed industry longevity standards for a lifetime of durable performance.
- High-temperature limit setting for added safety.
- Flexible connections for easy installation.
- Complete range of faucets, accessories and showering components to coordinate a full bathroom.
- 2.2 gal/min (8.3 l/min) maximum flow rate [max at 60 psi.

### Material

- KOHLER finishes resist corrosion and tarnishing.

### Installation

- Single-hole mounting.

### Recommended Products/Accessories

- K-23726 Drain treatment
- K-23723 Faucet cleaner



### Codes/Standards



ASME A112.18.1/CSA B125.1

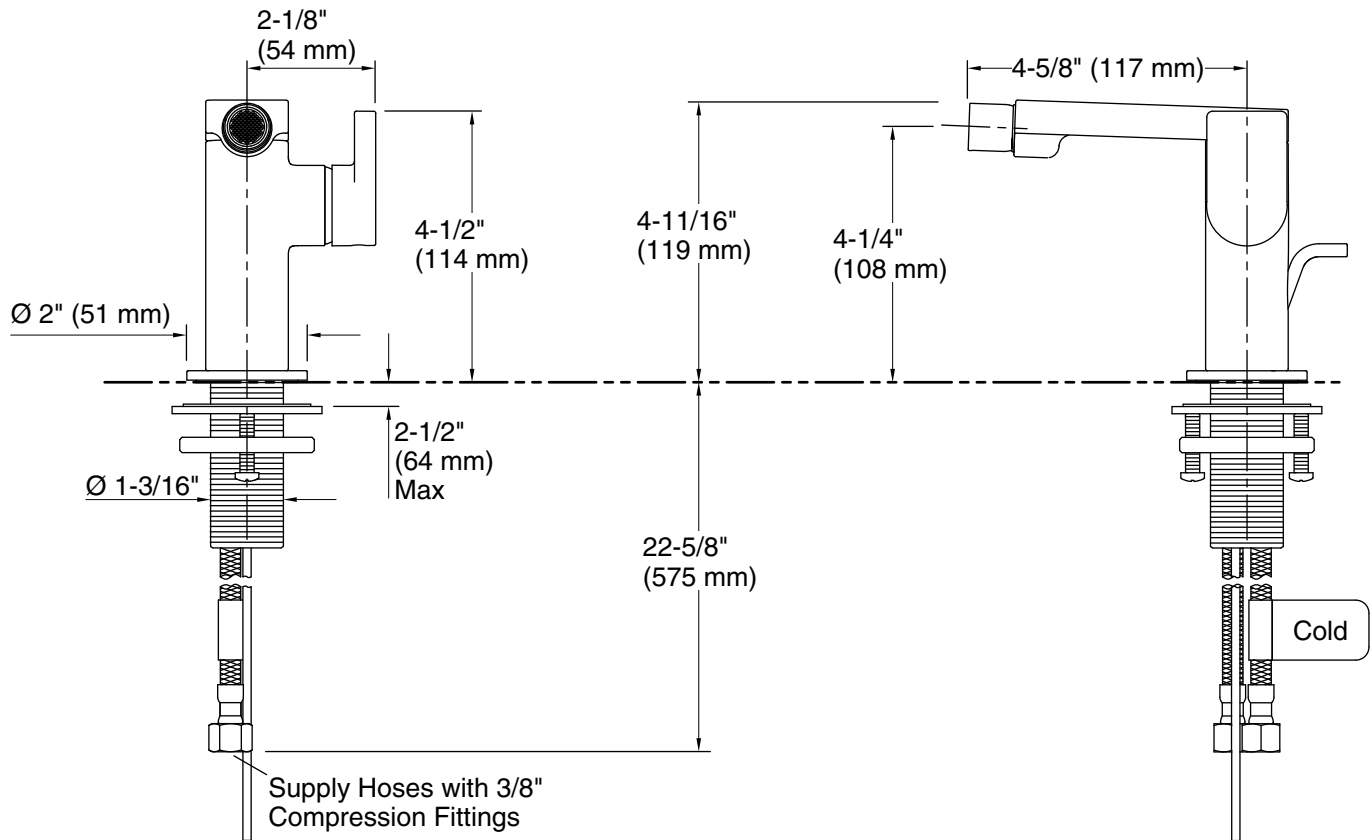
### KOHLER® Faucet Lifetime Limited Warranty

See website for detailed warranty information.

### Available Colors/Finishes

*Color tiles intended for reference only.*

Color	Code	Description
	CP	Polished Chrome
	TT	Vibrant Titanium



### Technical Information

All product dimensions are nominal.

#### Faucet:

Flow rate: 2.2 gal/min (8.3 l/min)

Pressure: 60 psi (4.1 bar)

Valve body: Cast brass

Drain with overflow: Yes

Drain tailpiece included: Yes

#### Spout:

Spout reach: 4-5/8" (118 mm)

### Notes

Install this product according to the installation guide.