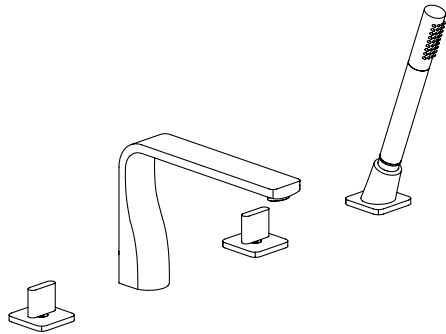


260.2400 | 4-Hole Deck Mounted Roman Tub Filler With Hand Held Shower



SPECIFICATIONS:

- Solid Brass construction - includes valves
- Four Hole Installation
- Flow Rate = 8.5 GPM @ 60 PSI
- Hand Shower Flow Rate = 2.0 GPM @ 60 PSI w/ back flow prevention
- Diverter handle controls water flow between spout and hand held

FAST SHIP FINISHES :

- Chrome - 260.2400CP, Brushed Nickel - 260.2400BN

STANDARDS:

- ASME A112.18.1 / CSA B125.1

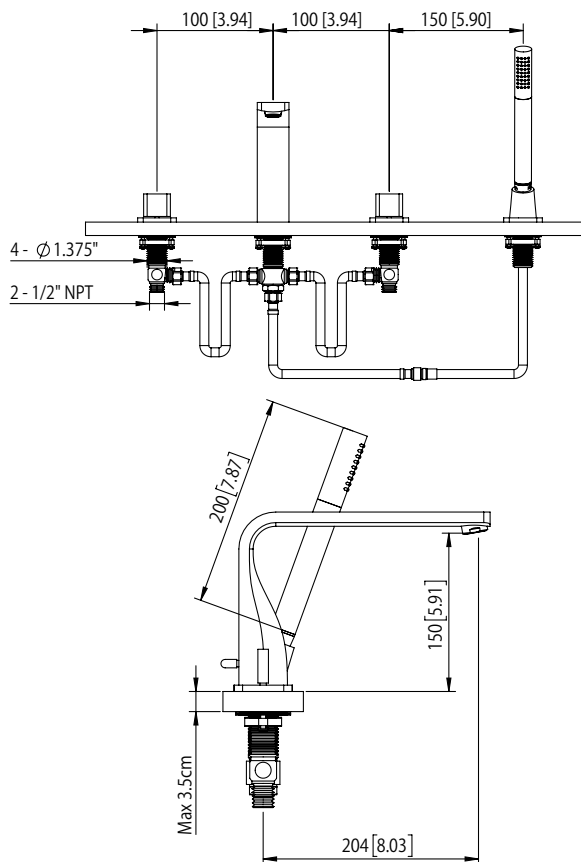
Legislation Compliance



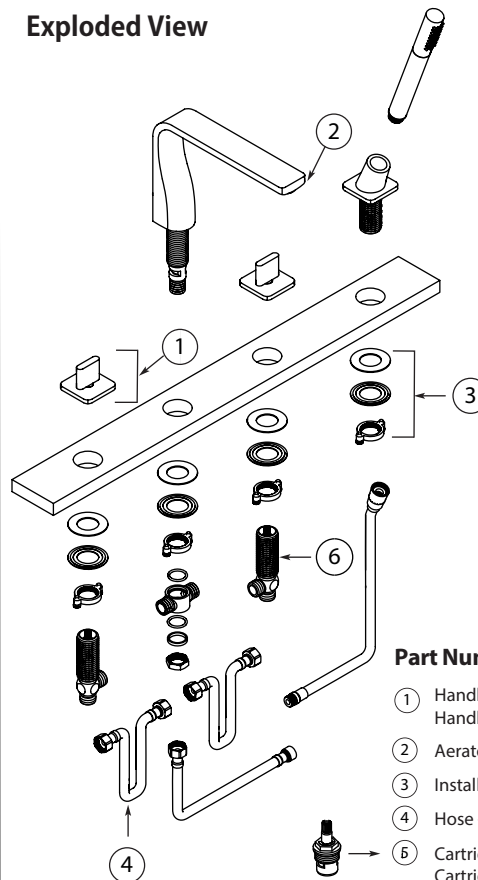
ZeroDrip Technology



Technical Diagram



Exploded View



Part Number Guide:

- ① Handle - 260.2410-2352CP - Chrome
Handle - 260.2410-2352BN - Brushed Nickel
- ② Aerator - 160.2410-2364
- ③ Install Screws - 160.2000-2581
- ④ Hose - 160.2000-8738
- ⑤ Cartridge - 160.2400-18000 (Hot)
Cartridge - 160.2400-18001 (Cold)
- ⑥ Spare Hot Valve - 24206
Spare Cold Valve - 24207