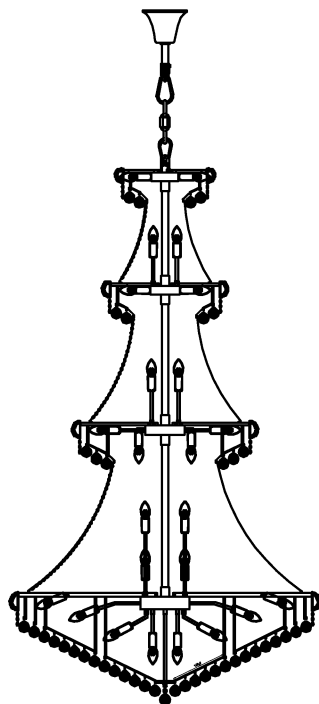



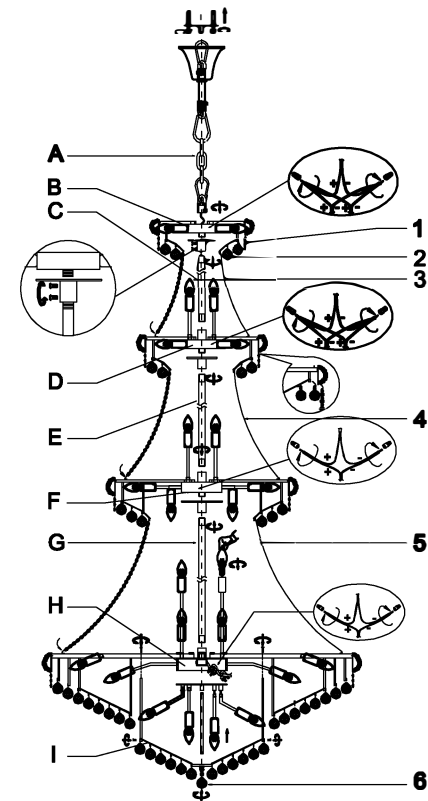
Trade Mark:
CRYSTAL WORLD INC








Product Name: Pendant lamp
Model :8001P50C
120Vac, 60Hz,AC ONLY
Lamp Size:Ø50"X88"H



PENDANT LAMP ASSEMBLY INSTRUCTIONS

1. Please fix (A) with (B).
2. Screw part (B) and (C) onto the part (D) secure with screw.
3. Screw part (D) and (E) onto the lamp body (F) secure with screw.
4. Screw part (F) and (G) onto the lamp body (H) secure with screw.
5. Please fix (I) with (H).
6. Please wear gloves when you hanging the crystal.  42*40W Max.
7. Install bulbs (NOT INCLUDED). USE 120V E12



1  14mm*2pcs 520PCS	2  40mm*1pcs 832sets	3  14mm*16pcs 32sets	4  14mm*21pcs 48sets	5  14mm*28pcs 60sets	6  14mm*1pcs 40mm*1pcs 1sets	
---	--	--	--	--	---	---