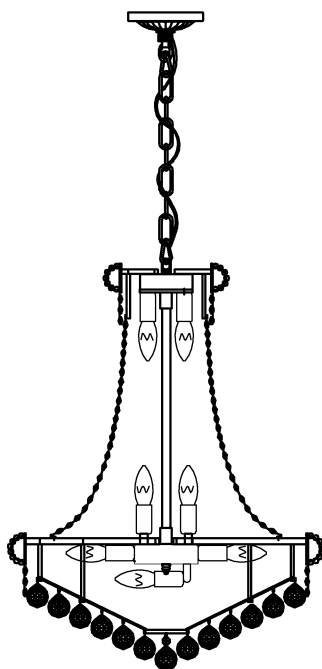



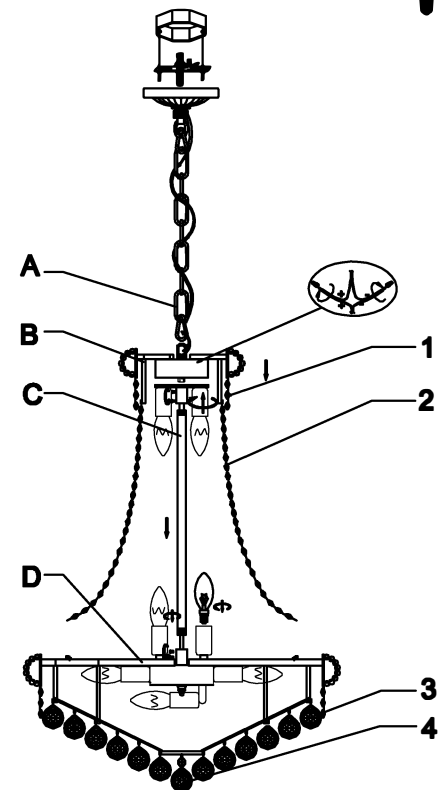
Trade Mark:
CRYSTAL WORLD INC






Product Name: Pendant lamp
Model :8001P24G
120Vac, 60Hz,AC ONLY
Lamp Size:Ø24"X31"H



PENDANT LAMP ASSEMBLY INSTRUCTIONS

- 1.Screw part(C) onto the lampbody(D) secure with screw.
- 2.Screw part(B) onto (C) secure with screw.
- 3.Please fix (A) with (B).
- 4.Please wear gloves when you hanging the crystal.
- 5.Install bulbs(NOT INCLUDED),USE 120V E12  17*40W Max.



- | | | | |
|--|---|--|---|
| 1
 14mm*3pcs | 2
 14mm*21pcs | 3
 40mm*1PCS | 4
 14mm*1PCS
 40mm*1PCS |
| 139PCS | 33PCS | 126PCS | 1PCS |