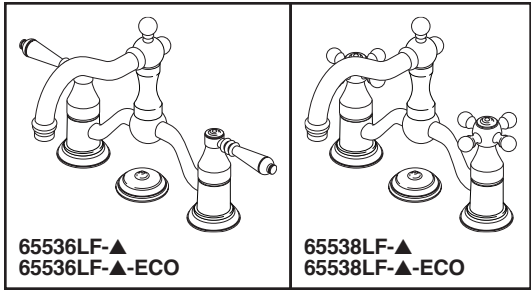


BRIZO®

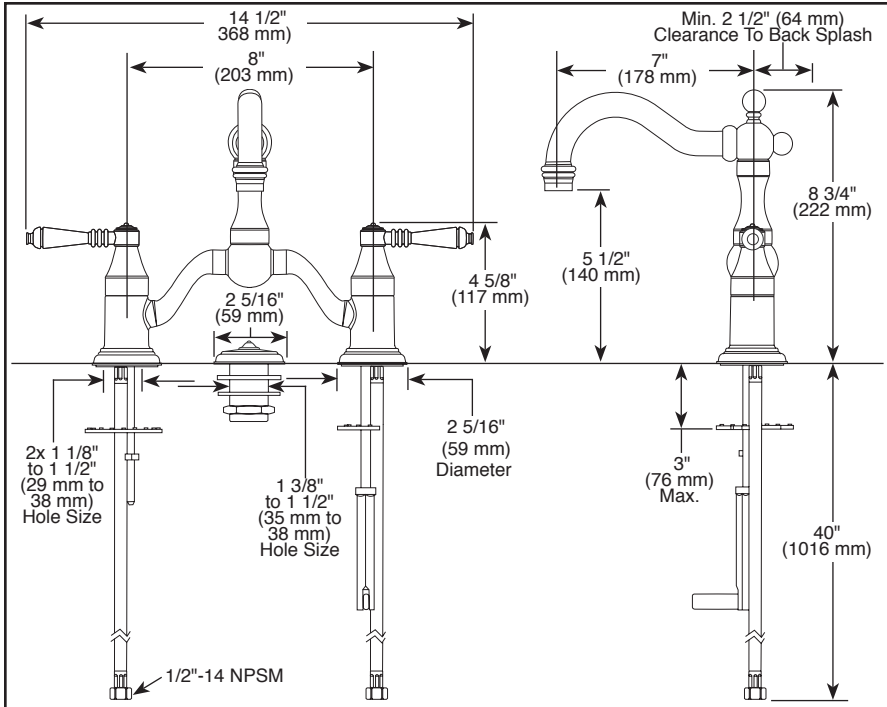
BATHROOM FAUCET

- Tresa® Collection
- Two Handle Widespread Bridge



Submitted Model No.: _____

Specific Features: _____









STANDARD SPECIFICATIONS:

- Max flow rate 1.5 gpm @ 60 psi, 5.7 L/min @ 414 kPa
- Max flow rate (ECO models only) 1.2 gpm @ 60 psi, 4.5 L/min @ 414 kPa
- Two or three hole mount
- Ceramic cartridge
- Hot and cold stems are interchangeable
- 1/4 turn handle stops
- Solid brass with one-piece cast brass waterway
- Third hole cover included
- Drain sold separately

WARRANTY

- Parts and Finish - Lifetime limited warranty; or for commercial purchasers, 10 years for multi-family residential (apartments and condominiums) and 5 years for all other commercial uses, in each case from the date of purchase.
- Electronic Parts and Batteries (if applicable) - 5 years from the date of purchase; or for commercial purchasers, 1 year from the date of purchase. No warranty is provided on batteries.



<p>RP72411▲ Grid Strainer Drain less overflow holes</p> 	<p>RP72413▲ Push Button Drain less overflow holes</p>  <p>2 3/4" (70 mm) Dia.</p>	<p>RP81627▲ Push Button Drain less overflow holes</p>  <p>1 5/8" (41 mm) Dia.</p>
<p>RP72412▲ Grid Strainer Drain with overflow holes</p> 	<p>RP72414▲ Push Button Drain with overflow holes</p>  <p>2 3/4" (70 mm) Dia.</p>	<p>RP81628▲ Push Button Drain with overflow holes</p>  <p>1 5/8" (41 mm) Dia.</p>

▲ Designate proper finish suffix

COMPLIES WITH:

- ASME A112.18.1 / CSA B125.1
- ASME A112.18.2 / CSA B125.2
- ♿ Indicates compliance to ICC/ANSI A117.1 - Valve control only
- EPA WaterSense®
- Verified compliant with 0.25% weighted average Pb content regulations.